



JULY 2021 BAR EXAM FAQs

On February 26, 2021, the California Supreme Court directed the State Bar to administer the California Bar Examination online on July 27–28, 2021. These FAQs are a living document. They are subject to revision and will be supplemented and updated as needed.

Please also refer to these [key dates and deadlines](#) leading up to exam day. **Deadlines will not be extended, and it is the applicant's responsibility to comply with all deadlines.**

FAQs related to the provisional licensure program are posted [here](#).

- [Format of the Exam](#)
- [Technological Requirements](#)
- [Features of the Exam Software](#)
- [Exam Integrity](#)
- [Scoring, Scaling, and Grading](#)
- [In-Person Exam Administration](#)
- [Exam Logistics](#)
- [Testing Accommodations](#)
- [Updates](#)

FORMAT OF THE EXAM

1. What will the exam look like? What can I expect on the day(s) of the exam?
 - A full timed [exam schedule](#) for both days is posted. Each exam session begins with the identity verification process. Your start time begins immediately after the question appears; do not await further instruction. Please note that no individual will be prohibited from taking the exam if the system cannot verify identity. You will be permitted entry into the exam, and human verification will take place later by reviewing the recording.
 - The first day of the General Bar Exam will be comprised of five one-hour essay questions and a 90-minute Performance Test question, with a one-hour lunch break. For the morning session, you may log into the system as early as 8:00 a.m., but no later than 8:30 a.m. For the afternoon session on day 1, you may log into the system as early 1:30 p.m., but no later than 2:00 p.m.
 - On the second day of the General Bar Exam, the Multistate Bar Examination (MBE) will be administered. The MBE will consist of 200 multiple-choice questions, split into four 50-question sessions tested over 90 minutes each, with a one-hour lunch break. On day 2, in the morning, you may log as early as 8:00

a.m., but no later than 8:30 a.m. In the afternoon, you may log in as early as 1:00 p.m., but no later than 1:30 p.m.

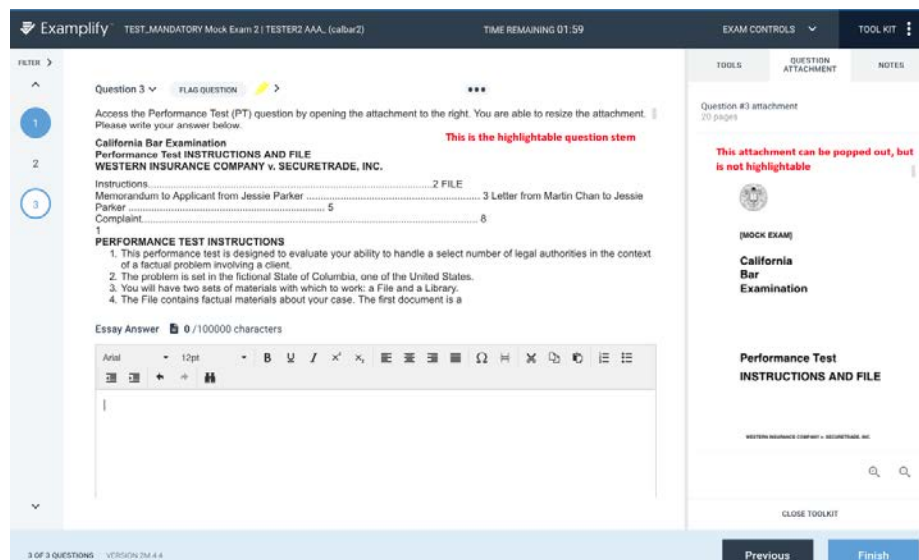
BE ADVISED: You will not be permitted to log into the system after the indicated latest start time, and if you miss a login period for a session, you will not be permitted to continue with the exam. View the [July 2021 Bar Exam schedule](#).

2. During the exam, may I go back and edit answers from prior questions?

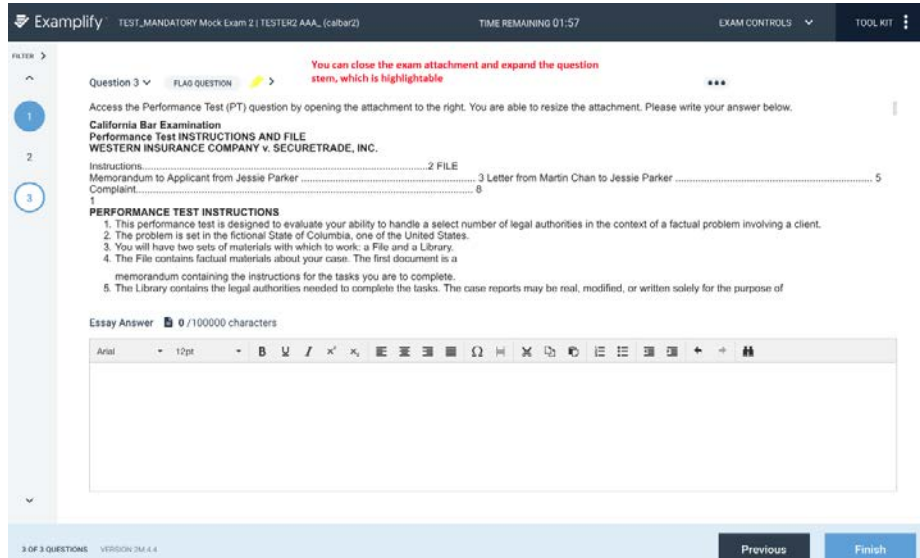
- **Essay and Performance Test (PT)–No.** To ensure the integrity of the exam, applicants will be given access to the questions one at a time. After each one-hour essay is taken, you will no longer have access to that essay. The same is true for the PT. You will not be able to go back to prior questions and edit your answers.
- **Multistate Bar Examination (MBE)–Yes.** The exam is administered over four 90-minute sessions each comprised of 50 multiple-choice questions. You have the ability to flag multiple-choice questions that you would like to return to during that session. Once the session is over, you will not be allowed to return to those 50 questions.

3. What will it look like when I'm taking the PT? Will I be required to scroll through the entire PT File and PT Library to get to the blank page where I begin typing my answer?

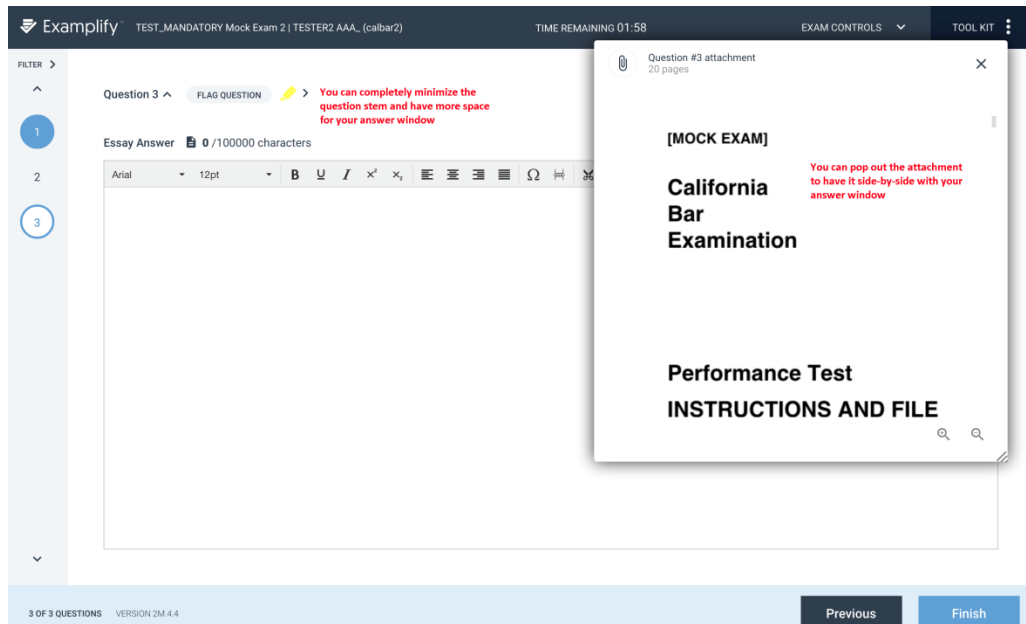
- The PT file, library, and instructions will appear in two places, each with different functionality:
 - In the question stem above the answer window (the same place that essay questions are found in that section of the exam). In the question stem, you will be able to scroll up and down and highlight within the file and library.



JULY 2021 BAR EXAM FAQs
March 22, 2021



- The PDF attachment can be popped out beside the answer screen so that they may be viewed together. The size of the PDF can be increased or reduced, and the PDF can be moved around the screen. However, the PDF attachment cannot be highlighted.



- The PT instructions will also be separately accessible in a pre-exam notice to read for reference both before and during the timed exam session.
- The mock exam will allow you to practice the PT, and this [video](#) demonstrates what the PT will look like.

4. How many multiple-choice questions will there be?
 - The National Conference of Bar Examiners (NCBE) is providing 200 MBE questions for the July 2021 exam.

5. Are there breaks during the exam?
 - For those taking the exam online, there will be 30 minutes between the release of each session's password and the latest start time for that exam session. Those with testing accommodations may have different breaks between sessions. You may use the time between sessions as a break, but you must log in no later than each's session start time. If you wish, you may begin a session early by entering the password when it becomes available; the time begins running once you enter your password, and starting early does not extend your session time.
 - On Day 1, there will be 90 minutes to accommodate a lunch break between Essay 3 and Essay 4. On Day 2, a 90-minute lunch break will occur between Part 2 and Part 3 of the MBE.
 - **BE ADVISED:** Other than scheduled breaks, you are not permitted to leave the view of the web camera, unless you finish the session early and proceed to upload your answers. Leaving the view of the web camera before you finish the session is a conduct violation and will result in a score of 0 for that exam session.

6. Is the exam open book?
 - No. Applicants are prohibited from having in their presence or accessing unauthorized materials or equipment during the administration of the exam, including electronic equipment, notes, study aids/materials, books. Applicants are expected, as future officers of the court, to follow the rules of conduct governing the administration of the exam. Violation of exam rules will result in a Notice of Violation of Exam Rules (referred to as a Chapter 6 notice), which may be accompanied by sanctions and/or a negative moral character determination.

TECHNOLOGICAL REQUIREMENTS

1. What kind of computer, accessories, and Internet access do I need to take the July 27–28 online bar exam?

Laptop: Desktop computers are not allowed for security reasons. Exam software provider ExamSoft currently does not support iPad, Surface Pro or other tablets. Your laptop must have a functioning internal microphone.

Webcam: A functional internal webcam is required for ExamID and ExamMonitor. You may not use any virtual camera software with ExamID or ExamMonitor.

[ExamSoft system requirements.](#)

Note: For optimal computer performance, the State Bar recommends using a laptop that exceeds the minimum requirements for memory and hard drive space.

2. Can I get a copy of the Acknowledgement and Acceptance of Testing Conditions form?
 - The July 2021 bar exam application includes the Acknowledgement and Acceptance of Testing Conditions as part of the Release of Liability and Declaration. You can access your copy of the signed Declaration in your Applicant Portal under the bar exam application case by clicking through to the “Files” section.
3. Can I use two monitors? Can I hook another monitor to my laptop?
 - No, for exam security reasons, you will not be able to attach another monitor to your laptop. Software will be able to detect if additional ports on your laptop computer were used during the exam, and this will be identified as a conduct violation subject to sanction.
4. What if I lose Internet connectivity during the exam?
 - Internet connectivity is not required throughout the exam. In fact, your Internet will be blocked once you are logged into an exam session. During the exam, you will need Internet for the log-on period, (i.e., when you access the website for the exam session password, and when you log into ExamSoft to verify your identification and start the next session). You will also need an Internet connection to upload your answer files, but that does not need to occur as you finish each exam session. You will be allowed to upload your answer files once the exam has concluded.
 - If your Internet connection disconnects or malfunctions for any reason during the log-on periods for the exam session, you will be able to obtain a “resume code” from ExamSoft technical support and enter the exam session before the end of the log-on period. At no point will applicants be able to enter the session after the close of the log-on period. You are encouraged not to wait until the very end of the log-on period in case you are having connectivity issues and need to contact ExamSoft for the resume code.
 - In the event of a large outage affecting many test-takers, a universal resume code would be posted at www.examssoft.com/calbaronline.
5. What part(s) of the exam require Internet?
 - You need Internet at the beginning of each exam session (essay question, PT, or multiple-choice) to access the exam session password and to log into ExamSoft and verify your identification. You do not need connectivity throughout and are prohibited from connecting while you are in a session and answering the question(s).

- You also need an Internet connection to upload your exam answer files and video files by the required date (typically by noon the day after the exam concludes).
6. How do I access my passwords?
- For those taking the exam remotely on a standard schedule, the passwords will be posted on <https://bar.examssoft.io/calbaronline> and updated throughout the day(s) for each session. Your practice accessing the password and the website through the mock exam process helps familiarize you with the website URL where the passwords will be posted. We encourage you to bookmark the URL. As a backup, the passwords will be emailed to you by ExamSoft.
 - For those who have **extended time, extended days, or are attorney applicants** taking the one-day exam, your passwords will be posted here: www.calbar.ca.gov/Admissions/July-2021-Bar-Exam-Passwords, and as a backup, will be emailed to you by the State Bar. **Note:** We will use the same email address you provide to ExamSoft during the mock exams.
 - To ensure that you receive our emails and respond to important deadlines, please check that emails from calbar.ca.gov and examssoft.com are not on a blocked list or filtering to your spam folder. More information about unblocking email addresses is available [here](#).

Note: Please bookmark the passwords webpage, which will be activated a week before exam day.

7. How do I enter passwords if I don't have access to paper and pen?
- Between exam sessions, you have access to the Internet and can minimize either the password webpage or your emailed password and type the password into the exam session. As soon as you are logged into an exam session, you will be logged out of other applications automatically.
8. What should I do if my computer freezes during the exam?
- Do NOT attempt to exit from the exam, as you will be unable to reenter.
 - To reboot the device, press and hold the power button of the device until the device is completely off. Wait five seconds, then restart the device.
 - If this does not restart the exam session, contact ExamSoft support immediately at 1-888-816-3065. **Do NOT call the State Bar**, as we are unable to provide technical support. Doing so may delay resolution of your technical issues.
9. How can I ensure that my camera is working correctly and recording my video?
- Click on the "Monitoring" icon on the top middle of your screen to show the video being captured. During the mandatory mock exams, you will be asked to

practice and confirm that you have done this. Check that your camera is properly positioned when you begin, so you are fully in frame throughout the exam. Remaining in webcam view is a requirement of the remote exam; a requirement that you agreed to as part of the Testing Conditions. Failure to do so could result in a Chapter 6 violation and sanctions.

10. How can I ensure that my microphone is working correctly and recording my audio?

- You should check your settings and preferences before you take the mock exams to ensure that your internal microphone is functioning properly. Having a functioning internal microphone is a requirement of the remote exam; a requirement that you agreed to as part of the Testing Conditions. Failure to do so could result in a Chapter 6 violation and sanctions.

11. How can I ensure that the baseline image used to verify my identity is captured correctly?

- Have a light or a window in front of you to ensure that your face is well lit for the photo.
- Your baseline identity photo will be taken and approved by you during the first of two mandatory mock exams taken prior to exam day. You will be asked to verify your identity with your baseline photo at the start of the second mandatory mock exam.
- If you are unable to enter the exam because of a problem with the verification process, contact ExamSoft support at 1-888-816-3065 to resolve the issue before exam day.

12. Do I need to disable my antivirus software before taking the exam?

- ExamSoft recommends pausing any antivirus software prior to starting a secure exam. Although many common antivirus applications are confirmed to have no known conflicts with the exam software, there is always risk that a new update to your antivirus software will prevent the exam software from working effectively.
- You may test your antivirus software during the mock exam process to verify that there are no conflicts.
- According to ExamSoft, the following commonly used antivirus applications have been confirmed to have no known conflicts with ExamSoft, and are thus excluded from being automatically shut down at exam start: Ad-Aware antivirus, Avast antivirus, AVG antivirus, AVG Watch Dog antivirus, Avira antivirus, BitDefender antivirus, ESET antivirus, Kaspersky antivirus, McAfee antivirus, Microsoft Defender antivirus, Microsoft Security Essentials, Norton antivirus, Norton 360, Panda antivirus, Quick Heal antivirus, and WebRoot antivirus.

13. Should I be concerned that ExamSoft will have access to sensitive information such as passwords on my laptop?
- The State Bar has been assured by ExamSoft that its applications do not have access to, nor store, any password information on exam-takers' devices. To learn what information ExamSoft collects and what they do with that information, see [ExamSoft's privacy policy](#).
14. How do I complete my laptop registration?
- Here are the steps you **MUST** take to confirm that your laptop is ready for exam day:
 1. Download Examplify and register with ExamSoft once you have your admittance ticket.
 2. Download and take the required two mock exams available starting June 29.
 3. Upload your mock exam answer files to ExamSoft no later than July 16.
 4. Download the 10 California Bar Exam files between July 21 and July 23 (4 for those taking the one-day attorney exam).
 - You will receive email confirmation from ExamSoft for each exam file you download. When you have received all 10 confirmations (4 for those taking the one-day attorney exam), you are confirmed ready for the exam.
 - [You may check your status and view your download/upload by launching Examplify from your laptop](#). Log in using the Exam Takers box, click the Exam History button to review your record and confirm that you have downloaded the exam and mock exam files and have uploaded the mock exam answer files.
15. How does the software confirm my identity? What happens if the examination software does not recognize my face?
- ExamSoft uses facial recognition technology to flag potential issues for human investigation. If the software does not recognize your face, you will still be able to proceed with the examination without having to take additional steps on exam day.

FEATURES OF THE EXAM SOFTWARE

1. Will digital scratch paper be available during the exam?
 - Digital scratch paper will be available during all parts of the bar exam (including the MBE) in the Notes section. You will be limited to approximately 70,000 characters, which is more than the 16 pages of physical scratch paper allowed at our in-person exams.
 - The Notes section can be closed at any time by clicking on 'Tool Kit' or 'Close Tool Kit'. It can be reopened by clicking 'Tool Kit' again. If closed and re-opened during an exam session, the notes you have taken on the digital scratch paper remain and will be accessible to you. Once closed, the entire window where the

applicant can type and where the question text is displayed will be extended. Applicants can also hide the question text by clicking the down arrow next to the question. This will enlarge the typing space as well.

- Please be aware that the font size on the digital scratch paper cannot be enlarged.

2. Will I have access to physical scratch paper?

- Those applicants taking the exam remotely are **PROHIBITED** from bringing in and using physical scratch paper during the exam for the essay questions on day one and the multiple-choice questions on day two. Digital scratch paper is provided in the exam software. Having or using physical scratch paper during the essay or MBE sessions is a violation of conduct rules for which you will receive a score of 0 for the exam session.
- You **will** be allowed to have eight pages of physical scratch paper (both sides must be blank) for the **Performance Test** on the afternoon of day one of the exam. You must hold up to the camera the front and back of each piece of scratch paper you are using for the PT session. The software will not prompt you to do so, so you must remember to show the pieces of paper as soon as your session begins. Along with the paper, you may have nondigital pens, nonmechanical pencils (with eraser incorporated; no separate erasers) and pen-style highlighters. These writing implements are only allowed for the PT session.
- Those applicants granted certain testing accommodations and applicants who will not be taking the exam on a laptop computer will have access to scratch paper at the in-person test centers.

3. What editing and reviewing features are common to the essays, PT, and multiple-choice?

- You may highlight words or phrases in the exam question text that appears above the answer text screen for the essay and PT questions. However, you will not be able to highlight text in the PT file and library that are contained in the PDF attachment that allows you to pop out that document to view alongside the answer text screen. (See Question #3 under [Format of the Exam](#)).
- You may cut and paste language from the digital scratch paper into your answer window.
- The software was not designed to allow you to cut and paste from the question stem into your answer window or into the virtual scratch paper.
- You will not be able to print out exam question fact patterns or any part of the test.

4. What additional editing and reviewing features are available on the **multiple-choice portion** of the exam?
 - The software allows you to strike through answers you believe to be incorrect as you read over multiple-choice questions as a tool to help you narrow down to the correct answer. However, you **MUST** select a **correct** answer, and not just strike through incorrect ones. Multiple-choice questions where no correct answer is selected **WILL NOT BE GRADED**, and thus will count as incorrect.
 - The software also allows you to flag multiple-choice questions that you wish to return to later (within the same exam session time period).
5. Will there be any ability to practice using the system so I can get used to the technology and the setup?
 - Yes, you will be required to take two mock exams in order to practice with the software, practice accessing the landing page, and establish your baseline photo ID for the exam day itself.
 - Additionally, actual past California essay and Performance Test questions will be loaded into the system so that you can practice taking the exam in this format.
6. If applicants are allowed to set timed reminders in the software, when may I set the timed reminder?
 - You will be able to set the timed reminder after you start the exam. Once you start the exam, you can set up to two reminders. A timer will automatically count down the allotted time for the session as well.
7. Will I be able to choose the order of the essays?
 - No. You will not be able to choose the order of the essays.

EXAM INTEGRITY

1. Will my webcam be recording me during the entire exam?
 - While you are logged into an exam session, the remote-proctored exam will be continuously recorded (audio and video) and monitored by artificial intelligence (AI) and human proctors, and any and all anomalies or suspicious behavior will be flagged accordingly.
2. What are common reasons an applicant might receive a Chapter 6 Notice for violating exam rules?
 - Having a prohibited item in the exam room. A list of prohibited items will be available in the coming weeks.
 - Leaving the view of the webcam.
 - Not having the webcam centered on your face completely.
 - Using an unauthorized electronic device.
 - Exiting the exam room outside of scheduled breaks/lunch.

- Having others (including pets) in the exam room while you are testing.
- Suspected cheating on the exam.

This list is not inclusive; applicants must adhere to all exam rules and policies.

3. Will I have to wait until the exam and monitoring files upload before starting the next session?
 - No. Once the exam session is complete and your device reconnects to the Internet, your exam and video monitoring files may begin to upload. If the files are not fully uploaded before the start of the next session, the upload will pause and will resume once an Internet connection is reestablished after the exam is completed.
4. How do I verify that my exam files and ExamMonitor files have uploaded?
 - The dashboard will list the status of the exam as “Completed.” Otherwise, it will say, “Pending Upload.”
5. What happens after I upload my exam video? Who reviews the video? What is the process?
 - Artificial intelligence (AI) will initially review applicants’ video logs. Any events flagged by the AI will then be screened by two rounds of human proctor review to determine if the video in fact shows a situation that may reveal a violation of exam rules, including suspected cheating, by the applicant.
 - The encrypted video files do not include identifying information about you. Each proctor reviewing the files completes a rigorous background check and certification. They are trained to be neutral and objective in feedback. See [ExamSoft’s privacy policy](#) for more information.
 - Any determination of potential violations will be made after a third level of review by staff of the State Bar.
 - Applicants suspected of violating exam rules will be issued a Chapter 6 Notice specifying the exam breach.
 - Chapter 6 notices are then reviewed by Office of Admissions management to verify whether or not the rule violation notice should be affirmed and, if necessary, what sanction will be imposed. The State Bar has posted a separate [post exam FAQ](#) with detailed information about the guidelines used to evaluate disputable and indisputable violations.
 - Indisputable conduct violations will not be subject to an administrative hearing.
 - Those applicants who have sanctions imposed may request an administrative hearing for disputable violations.
 - During the hearing process, applicants will be given the opportunity to review the evidence supporting the determination of a violation and provide a response thereto.
 - Under [State Bar Rules 4.71-4.74](#), the State Bar has the burden of establishing by clear and convincing evidence that a violation occurred.

- The procedure allows for disputable staff determinations to be reviewed by the Committee of Bar Examiners and ultimately the California Supreme Court.
6. May I have books in the exam room?
 - During the essay questions on day one and the MBE questions on day two, you may not have books or papers of any kind within view or reach of your desk in the exam room. Notes, study aids, or other exam resources are strictly prohibited throughout the exam. Physical scratch paper will be allowed for the Performance Test on the afternoon of day one of testing. This will be limited to eight pages of blank paper that you will show to the camera.
 7. May I bring beverages or food into the exam room?
 - You may not have any food, water, coffee, or other beverages in the exam room during an exam session.
 8. May I bring a pillow or cushion into the exam room?
 - You may bring one pillow or cushion into the exam room. However, the pillow or cushion may not be in a cover or case. There must not be any writing on the pillow or cushion.
 9. If having a cell phone in the exam room is grounds for a Chapter 6 violation and possibly suspected cheating, what happens if I need to call ExamSoft for technical support?
 - If you need to call ExamSoft support during the log-on period for an exam session or for any other reason, you may leave the exam area, use your phone and call, as you are not in an active exam session and not logged into exam material.
 10. If I need water to take medication, will water be allowed on the table?
 - No, you may not have any beverages in the exam room. There are multiple breaks built into the testing day which hopefully will coincide with any need to take medicine during the exam. If you need access to medicine outside of these break times, then you may need to take the exam in person.
 11. Am I allowed to have an external keyboard or mouse?
 - External standard or ergonomic keyboards and equipment such as a mouse are allowed. These items may be wireless.
 12. Am I allowed to use earplugs to block out noise?
 - Yes, you may use foam earplugs. However, you may not use headphones or earbuds. Use of headphones or earbuds is strictly prohibited and will subject you to a sanction for violation of the rules.

13. Am I allowed to have a face mask in the room?

- Yes, you may have a face mask. There may not be any writing or designs on the mask.

14. I am worried about my power failing during the exam. Will laptop power banks and mobile Wi-Fi hotspots be allowed?

- You may have a laptop power bank for backup laptop battery power.
- The State Bar is allowing dedicated mobile hotspot devices. The hotspot must be out of reach of the test-taker and out of view of the camera but can be in the exam room. Cell phones are not permitted as hotspots if use in this way requires that they be in the exam room.
- As noted under Technological Requirements, Internet connectivity is needed only for the log-on periods and to upload your answer files. If the Internet connection disconnects or malfunctions for any reason during a log-on period, you will be able to obtain a resume code from ExamSoft technical support to enter the next exam session before the end of the log-on period.

15. Should I be concerned that ExamSoft will have access to my biometric data?

- ExamSoft has assured the State Bar that the biometric data it collects is used only for the purpose of providing remote proctoring services, is never sold, and is shared only with vendors who provide the human review. The data will be purged when the State Bar has completed its review of the video recordings to confirm exam integrity.

16. Is it true that a new feature of Apple devices allows test takers to breach the exam's integrity by accessing information stored on other Apple devices?

- ExamSoft deployed a software update before the October 2020 bar exam to fix this issue. You will not be permitted into the exam unless you are on the latest version of Examplify. ExamSoft's tools can detect and flag whether prohibited cutting and pasting of this kind is done. In addition, the software records and flags other anomalous activity that might indicate cheating, including shutdowns.
- It is the State Bar's utmost priority to administer a fair exam for all while maintaining the integrity and security of the exam process.

17. How is ExamSoft ensuring that the exam files that applicants have downloaded to their computers can't be accessed in advance?

- The exam files downloaded onto applicants' computers are encrypted and unlocked using randomly generated passwords with a minimum of 18 characters, making any decryption of the exam files prior to the exam day incredibly complex.

- Do not attempt to alter the config files associated with your exam files. This will prevent you from accessing the exam files and you will not receive additional downloads of the exam files.

SCORING, SCALING, AND GRADING

1. How will the bar exam be scored?
 - The July 2021 exam will be graded in the standard manner. Learn more about it [here](#).
2. How does scaling work?
 - You can read through the scaling process [here](#).
3. What if I want to stop the exam part way through? Will I be deemed to have failed the exam?
 - To be considered as having taken the July California Bar Exam, you must be in attendance at all sessions of the exam and must upload a complete set of answer files and a complete set of video files.
 - If you miss any session of the exam, you will not be considered as having taken the exam, and your responses will not be graded. You will **NOT** be eligible for a refund.
4. When will results from the exam be released?
 - Results are scheduled to be released by November 12, 2021.
5. If I am unsuccessful on the exam, when will my answer files be released?
 - Typically answer files are released within four weeks after posting the exam results.

IN-PERSON EXAM ADMINISTRATION

1. What are the safety precautions in place for those taking the exam at an in-person test center?
 - Those applicants coming to testing centers in person will be required to sign a COVID-19 Code of Conduct and attest that they have not been symptomatic for the prior 14 days, exposed to any individuals who have tested positive in the prior 14 days, nor tested positive themselves.
 - In-person applicants will be physically distant from other applicants and staff, they will be required to wear a facial covering, and will have their temperature taken at the exam site.
 - Any applicants exhibiting symptoms of COVID-19 will be directed to immediately leave the testing location.

2. Will those approved for testing accommodations be required to take the July bar exam in person?
 - The answer depends on the accommodations granted and will be determined on a case-by-case basis. If a determination is made to grant one or more accommodations, it will also be determined whether the accommodations can be effectively provided and securely administered in a remote environment. If the accommodation can be effectively provided remotely, the applicant will not be required to take the exam in person.
3. If I do not have a quiet place to take the exam, can I take the exam in person?
 - Yes, upon determination by the State Bar that your request demonstrates extenuating circumstances justifying an in-person exam. A form will be sent for you to acknowledge that you have read all the testing conditions and to describe your extenuating circumstances, which you must sign under penalty of perjury. If your extenuating circumstances provide sufficient justification, you will be provided with an in-person testing space.
 - Please also check with your law school to see if the school is providing space for alumni to take the exam.
4. Are applicants allowed to take the exam in a room with other people or bar examinees?
 - To maintain the security of the exam, you must be alone in the exam room during the administration of the July 2021 exam.
 - No other individuals may be present in the room in which you elect to take the exam.

EXAM LOGISTICS

1. What are the application deadlines, refund deadlines, testing accommodations deadlines?
 - Deadlines have been posted [here](#). **Deadlines will not be extended, and it is the applicant's responsibility to comply with all deadlines.**
2. Can foreign applicants take the online exam?
 - Eligibility for who may sit for this exam has not changed. If you have been deemed eligible for the July bar exam and can meet all the outlined testing conditions for a remote exam, you can take the test from any location. All test takers, regardless of location, will be taking the exam at the same time. All times identified for the exam are Pacific Daylight Time. Depending on your location, the actual time of day for you may vary.

3. If I have been granted a testing accommodation that would require that I take the exam in person, but would rather waive that accommodation to test remotely, is that allowed?
 - Applicants can choose to waive their accommodations, in full or in part, to take the online remote exam without the accommodations.
4. I am no longer interested in taking the July 2021 California Bar Exam. How do I request a refund?
 - Refund requests must be made according to the posted deadlines, through a General Request in the Applicant Portal. Please use the subject line: **Request for refund for the July 2021 Bar Exam.**
5. Is there any way to expedite the review of my moral character application?
 - No, moral character applications are processed in the order in which they are submitted and received. The duration of a moral character investigation varies due to factors such as the volume of applications received in a given period and whether timely responses to requests for information are received from the applicant or others. Generally, it takes a minimum of approximately 180 days, or six months, to process a moral character application.
6. If I take the exam on a laptop, in person, will I be given paper materials (a paper copy of the PT file and library, for example)?
 - No, unless paper materials are part of your granted testing accommodation, you will be using the same exam software and question delivery in person as those testing remotely. In-person applicants will use virtual scratch paper for all exam sessions, except for the eight pages of blank, physical scratch paper for the PT, which remote applicants are also allowed to have.

TESTING ACCOMMODATIONS

1. If I have been granted as a testing accommodation the ability to get up and stretch during the exam and have not been granted other accommodations that are not amenable to online remote administration, will I be required to test in person?
 - No. If you have been granted as a testing accommodation the ability to get up and stretch during the exam and have not been granted other accommodations that are not amenable to online remote administration, you may test remotely so long as you stay in view of the web camera while you get up and stretch.

2. If I have been granted as a testing accommodation the ability to bring food and/or beverages into the secured testing area and have not been granted other accommodations that are not amenable to online remote administration, will I be required to test in person?
 - No. If you have been granted as a testing accommodation the ability to bring food and/or beverages into the secured testing area and have not been granted other accommodations that are not amenable to online remote administration, you may test remotely.

3. If I have been granted as a testing accommodation the ability to wear religious or other headwear during the exam, will I be required to test in person?
 - No. If you have been granted as a testing accommodation the ability to wear religious or other headwear during the exam and have not been granted other accommodations that are not amenable to online remote administration, you may test remotely.

4. If I have been granted as a testing accommodation the ability to use speech recognition software, such as Dragon Speech Recognition, and/or screen reader software, such as JAWS software, will I be required to test in person?
 - Yes. Unfortunately, speech recognition software, such as Dragon Speech Recognition, and screen reader software, such as JAWS software, are not compatible with the State Bar's exam software. As a result, applicants who have been granted the use of speech recognition software and screen reader software will be required to test in person in order to utilize these accommodations.

5. If I have been granted as a testing accommodation the ability to receive my exam materials in a larger font size, will I be required to test in person?
 - Maybe. While the font size of the online exam questions (essays, PT, and multiple-choice) can be enlarged to 72-point font, the font size of the digital scratch paper is 14-point font and cannot be enlarged. If you have been granted as a testing accommodation the ability to receive your exam materials in a larger font size, and you need to be able to enlarge the view of your digital scratch paper, you will be required to test in person in order to utilize this accommodation.

6. If I have been granted a testing accommodation that is not explicitly addressed by these FAQs but is otherwise incompatible with the Acknowledgment and Acceptance of Testing Conditions for the July 2021 California Bar Exam, will I be required to test in person?
 - Yes. If you are unable to abide by the Acknowledgment and Acceptance of Testing Conditions for the July 2021 California Bar Exam while utilizing one or more of your granted testing accommodation(s), you will be required to test in person in order to utilize all of your granted testing accommodation(s).
7. What if I don't know if the accommodations I have been granted will work in a remote environment?
 - First, you should review the admittance ticket bulletin, along with the FAQs, so you are familiar with the remotely proctored environment. If you are still unsure of whether or not you can test remotely, please submit a request via your Applicant Portal to review your granted accommodations.
8. If I have been granted a testing accommodation that I believe is compatible with the testing conditions for the July 2021 California Bar Exam, can the State Bar determine that it is not compatible and cannot be administered remotely?
 - Yes. If the State Bar at any time determines in its sole discretion that any of your granted testing accommodation(s) cannot be administered remotely, the State Bar can require that you test in person in order to utilize any such accommodations.
9. If I have a need for paper exam materials (questions and/or scratch paper) related to my disability, but have not already requested an accommodation for them, can I still make that request and what do I need to do?
 - Yes. You must submit a request in writing explaining the need for paper exam materials, which must be reasonably related to your disability. In addition, you must submit a note from a specialist/medical provider documenting the need for paper exam materials and the relationship to the disability. In order to be provided with paper exam materials, you must test in person at a test center assigned by the State Bar. Your request must be received in your Applicant Portal as soon as possible, but no later than July 1, 2021.

For technical support, contact ExamSoft tech at 1-888-816-3065.